

POBLE ESPANYOL

ACTIVITIES FOR STUDENTS 2022-2023



PRESENTATION

PRACTICE
YOUR
SPANISH!

The time has come to start learning and enjoying ourselves again, and, at Poble Espanyol, you'll find the perfect conditions and space to do so. Because this is a **historic enclosure brimming with culture and leisure** activities all year round.

We've got through challenge of the last two years and, calling on the experience and learning acquired, we've come up with a range of activities aimed at students to **discover the essence of Spanish culture**, learn, explore and have fun... all at the same time! We'd like to show you that **doing an activity at Poble Espanyol is much more than that**: it is soaking up art, crafts, architecture, traditions and gastronomy in an experiential way and in a one-of-a-kind space in Montjuïc, Barcelona's green lung.

We offer you special, participative and unforgettable experiences and, with this aim in mind, we've come up with the proposals that you'll discover below. What's more, of course, we're open to listening to your special needs, should you have any. Our team of professionals are at your service to ensure that your time at Poble Espanyol is as good as you expect... or even better!

Bienvenidos! / Ongi etorri! / Welcome! / Bienvenues!



HANDICRAFTS

- Let's make a mosaic
- Ceramic painting
- Create a design on glass
- Personalise a leather bracelet
- Design your necklace with fire-blown enamel



CUISINE

- Paella cooking show
- Spanish cuisine workshops
- Chocolate and churros



VISITS

- Guided visits
- Animated visits



FLAMENCO

- Exclusive flamenco show
- Dinner + flamenco show
- Flamenco course


WORKSHOP


LET'S MAKE A MOSAIC

The aim of this workshop is to reveal the mosaic technique in a practical way.

This stylistic device has a heightened presence in modernist architecture. A good indication of it are Park Güell, la Pedrera, Casa Batlló or the Palau de la Música Catalana. The mosaics are usually crafted with ceramic materials, but we can also find some examples made with glass pieces like in the Güell Palace.

And it is with this unique material, glass, that we suggest you working the traditional mosaic technique making a coaster.. Once the activity has finished, we invite you to discover the handicraft workshops in the site that you can visit at your leisure.

 Minimum: 10 students per turn
Maximum: 25 students per turn

 1h 30 m

 Spanish, Catalan (French and English, supplement per language)

The price includes admission to the enclosure and the workshop. You will have the pieces on the same day as the activity (After 1 hour of drying).



WORKSHOP

CERAMIC PAINTING

On the occasion of the inauguration of the new ceramic kiln, we propose a ceramic painting workshop where you will learn the dry brush technique.

The potters will demonstrate their craft, show you how the lathe works and how a ceramic piece is created. Afterwards, you can choose a piece (already fired) to paint and decorate using the dry brush technique. This technique allows to combine different layers and colours to create several textures as a relief.

The pieces will measure between 12 and 15 cm and you can take it home with you the same day.

👤 Minimum: 15 students per turn
Maximum: 25 students per turn

🕒 1h 30 m

📖 Spanish, Catalan (French and English, supplement per language)

The price includes admission to the enclosure and the workshop. You will have the pieces on the same day as the activity (After 1 hour of drying).



WORKSHOP

CREATE A DESIGN ON GLASS

Barcelona is known for being a modernist city with many buildings decorated with stained glass windows. Casa Batlló, the Sagrada Família and Park Güell are examples of this architectural style.

We propose a workshop to bring out the artist in you, let your imagination fly and create a painted glass piece. You will design a drawing by hand, then you will transfer the design to the piece of glass and, with several special paintings, you will colour the piece, playing with the different luminosities and textures of this old and decorative material.

After the workshop you can visit the glass collection in the Fran Daurel Museum, made with different techniques such as blown glass or fusing.



Minimum: 10 students per turn

Maximum: 25 students per turn



1h 30 m



Spanish, Catalan (French and English, supplement per language)

The price includes admission to the enclosure and the workshop. You will have the pieces on the same day as the activity (After 1 hour of drying).




WORKSHOP

PERSONALIZE A LEATHER BRACELET

We propose a workshop to make a leather bracelet. The facilitator will explain the engraving technique on leather, which is done with the help of a hammer and a wooden base.

You will choose different dyes, some with letters, others with numbers to personalize the bracelet, you can engrave your name on it, another person's if you prefer to give someone a present, or your favourite number... there are endless possibilities!

You will finish the workshop by experimenting with the sewing technique and you will sew using a leather thread to decorate the bracelet. And then... it's time to show off your bracelet!

 Minimum: 10 students per turn
Maximum: 25 students per turn

 1h

 Spanish, Catalan (French and English, supplement per language)

The price includes admission to the enclosure and the workshop. The piece made will be ready to take home at the end of the activity.




WORKSHOP


DESIGN YOUR NECKLACE WITH FIRE-BLOWN ENAMEL

Hot enamel is a technique used in jewellery to give colour and texture to rings, pendants, bracelets and all kinds of metal accessories made from gold, silver and copper.

It is glass powder that is placed on metal, combining different colours, recreating drawings, creating shapes, etc. When the design is ready, the piece is baked through a cooking process that varies depending on the metal, the glazes and the size of the piece, to melt and stick to the piece that is vitrifying.


You should have a think about what design to make on a square copper base. You can combine different glazes and even draw. Afterwards, the pieces will be baked for 5 minutes and allowed to cool. Finally, you will polish them, and you will pass the thread as a pendant... and then it is ready!

 Minimum: 10 students per turn
Maximum: 25 students per turn

 1h 30min

 Spanish, Catalan (French and English, supplement per language)

The price includes admission to the enclosure and the workshop. The piece made will be ready to take home at the end of the activity.



WORKSHOPS

PAELLA COOKING SHOW

Paella is probably the most well-known Spanish recipe around the world. It is a typical Mediterranean dish that is characterised by a healthy and balanced diet.

There is seafood paella, vegetarian paella, fish paella, meat paella, Valencian paella... all of them are delicious!

1. PAELLA WORKSHOP

We propose a culinary workshop for students to get to grips with the secrets of this dish. With the help of a chef and following their guidelines, they will collaborate in making a paella and then sample it together afterwards.

2. TALLER DE PAELLA + COMIDA

The restaurants are there for you to complement the workshop so that the activity can serve as a lunch and/or dinner. They all offer a drink and a dessert, and some a salad too. Cook and then eat!



🕒 1h aprox.

📖 Spanish, Catalan (French and English, supplement per language)

The price includes the workshop and entry to the site.

WORKSHOPS

SPANISH CUISINE WORKSHOPS

Spain is known throughout the world for its cuisine, whether it be due to its different types of diet (Basque, Mediterranean, Galician, Andalusian...), its produce (ham, olive oil, wine, cheese...) or its delicious recipes, which when properly put together can become an interesting culinary tour of the whole country.

Here are different options so that you can choose the one that best fits your needs:

1. FULL TASTING MENU

El Cookiteca cooking workshop offers the chance to create a traditional Spanish menu in a fully equipped and safe kitchen. Then you can eat the dishes you have prepared.

2. TAPAS TASTING MENU:

Mexgal restaurant and Cookiteca cooking workshop propose this typical formula of Spanish cuisine where the ingredients are of prime importance.



🕒 From 1h

📖 Spanish, Catalan and English (French, supplement per language)

The price includes the workshop and entry to the site.

CHOCOLATE AND CHURROS

Why not try chocolate and churros, a typical Spanish dish from the beginning of the nineteenth century and originating in Madrid. Churros are a dough made with flour that is fried and coated with sugar. They are traditionally eaten with thick hot chocolate. The chocolate is usually 100% melted cacao for dipping the churros in and enjoying this delicious combination of flavours.

It is normally served as a special breakfast, although it can be a snack, so you can have this dish either before or after a visit or partaking in an activity at Poble Espanyol. We know you're going to love them. Bon appétit!



 Free

The price includes admission to Poble Espanyol + chocolate with churros / crepes / waffles and natural ice creams and smoothies.

GUIDED VISITS

Poble Espanyol opened in 1929 for the Barcelona International Expo. It was only expected to be open for the duration of the Expo, but it was so well received that in the end it was kept open and it is now over 90 years old. Come and see it!

With the help of a guide, you will spend one hour learning about all the history and anecdotes about its construction and you will discover the cultural, architectural, culinary and scenic diversity in Spain in one village.

You will discover that it is a village full of surprises as you will have the chance to meander through its streets and squares whilst admiring the handicraft work, the country's main popular celebrations in the Fiesta space and contemporary works of art by great artists such as Picasso, Miró or Dalí. All in all, you will discover Spain all in one go!

After the visit we encourage you to see "A photographic journey. The construction of Poble Espanyol", a unique exhibition to understand the process of creating the site.



1h



Spanish, Catalan, French, English,
Italian and German

The price includes the guided visit and entry to the site.
This activity requires a minimum of 20 students or
equivalent billing.

DRAMATISED VISIT

Do you dare to go on a different kind of tour tour? We propose you a very original and unique visit to the Poble Espanyol that will surely not leave anyone indifferent...

You will have to wait for the guide, but when he/she does not turn up, an actor dressed up as a Poble Espanyol worker will offer to be the group's guide. Would you be a good leader?

Let yourself be accompanied by this peculiar and funny character, who will explain the anecdotes, secrets and the most unknown legends of Poble Espanyol to you. Prepare to laugh, sing and take part while you discover the most beautiful corners of this emblematic space in Barcelona. Fun is guaranteed!



1h



Spanish, Catalan, English and French

The price includes admission to the enclosure and the dramatised visit. The price includes the guided visit and entry to the site. This activity requires a minimum of 20 students or equivalent billing.

FREE VISIT

Do you want to look around Poble Espanyol at your leisure? You can!

Located in the green lungs of Montjuïc and surrounded by nature, Poble Espanyol is a unique site that displays Spain's architectural, culinary and cultural diversity in one village. It is a safe place with no cars out in the open where you can take a quiet walk and discover a long list of spaces and corners: 117 life-size buildings; a contemporary art museum with works by Picasso, Dalí or Miró, amongst other great artists; audiovisual facilities; picnic areas for lunch or restaurants if you prefer that option.

Do you like handicrafts? Take a close look at the hard work of more than 15 professionals that create products with their hands and, if you fancy, buy one of their exclusive pieces.

Discover the soul of Spain in the new party space where you will be able to experience Spain's most famous popular celebrations from the inside such as Sanfermines or Castells, and stop off at the feeling spaces which showcase the country's culinary and scenic diversity. And to round off the visit, don't forget to throw yourselves down the big slides in the Sculptural Garden or, if you prefer, relax in the Main Square with a soft drink. There are so many options. Come and visit us!



 From 10 a.m.

#pobleespanyol



A UNIQUE
SPACE IN
BARCELONA



40,000 m² out in the open



117 life-size buildings



Artisans



6 multimedia experiences



300+ works of art



Panoramic view

SERVICES



Shops



Huge slides



Restaurants



Picnic area



WiFi

ENQUIRIES AND
BOOKINGS

 booking@poble-espanyol.com

 (+34) 93 508 63 10 - 93 508 63 11


POBLE
ESPANYOL